







Outdoor Switching



-  Switched Socket Outlets
-  Compact Surface Switches
-  IPW Isolators
-  W66 Isolators



WEATHER PROTECTED SWITCHED SOCKET OUTLETS

Features:

- IP53.
- LIGHT GREY.
- Tested to AS/NZS 3112:2011.
- Captive cover screws.
- Entries - 6 x 25mm plain + 1 x 25mm threaded.

Part No.	Current Rating	Voltage Rating	Outlets	Dimensions		
				H	W	D
IPX102	10	250	2	85	115	83
IPX152	15					

Pack Quantity: 36



IPX102



Features:

- IP53.
- LIGHT GREY.
- Tested to AS/NZS 3112:2011.
- Padlockable ON or OFF.
- Captive cover screw.
- High grip buttons.
- Entries - 6 x 25mm plain.
- Rain Lip.

Part No.	Current Rating	Voltage Rating	Outlets	Dimensions		
				H	W	D
IPG101	10	250	1	85	85	86
IPG102			2			

Pack Quantity: 30

Housing material is UV stabilised.
All marking embossed or laser etched.
Operator buttons include internal rubber boots.
Padlock hole 4.75mm.



IPG101



IPG102



WEATHERPROOF SURFACE SWITCHES

Features:

- IP66
- LIGHT GREY
- Tested to AS/NZS 3133:2008
- Padlockable ON or OFF
- High grip buttons
- Entries - 6 x 25mm plain

Part No.	Current Rating	Voltage Rating	Switches	AS3133 M-rating
IPS161	16	250	1	40
IPS162			2	
IPS321	32	250	1	80
IPS322			2	

Dimensions: 85mmH x 85mmW x 86mmD.

Pack Quantity: 30

Housing material is UV stabilised
 All marking embossed or laser etched
 Operator buttons include internal rubber boots
 Terminal screws silver plated
 Padlock hole 4.75mm



IPS161



IPS162

- 16A switch - 2 way switching
- 16A terminal size 4.3mm diameter
- Max single cable 4mm²
- Will take twin 2.5mm²



- 32A switch - 1 way switching
- 32A terminal size 5.3mm diameter
- Max single cable 10mm²
- Will take twin 6mm²



Accessory kit included & contains

- 1 x 2 screw insulated connector
- 2 x 25/20mm conduit reducers
- Rear screw plugs
- Front screw plugs



WEATHERPROOF ISOLATORS

Features:

- IP66.
- Max. cable 25mm².
- Padlockable.
- Includes earth terminal.
- Neutral terminal.
- Tested to AS/NZS 3947.3:2001.
- Gland entries 4 x M25.



IPW

Features:

- IP66
- Max. cable 25mm²
- Padlockable
- Stainless steel fixings
- Tested to AS3133:2008
- W66B1 base 2 x M25 & 1 x M32 entries



W66IS...

IPW WEATHERPROOF ISOLATORS

Part No.	Rating A	Poles	AS3133 M-rating	Voltage Rating	Cable Size Max.
IPW201	20	1	140	240	25mm ²
IPW203	20	3	120	415	
IPW204	20	4	100	415	
IPW351	35	1	180	240	
IPW352	35	2	180	240	
IPW353	35	3	160	415	
IPW631	63	1	200	240	
IPW633	63	3	200	415	
IPW634	63	4	200	415	

Dimensions: 82.5mmW x 166.5mmH x 70mmD.

W66 MOTOR RATED ISOLATORS

Part No.	Voltage Rating	Current Rating	Poles	AS3133 M-rating	Max Cable	Base inc.
W66IS220LB	250	20	2	120	16	N
W66IS220	250	20	2			Y
W66IS320	500	20	3	120	16	Y
W66IS332LB	500	32	3	160	16	N
W66IS332	500	32	3			Y
W66IS363LB	500	63	3	200	25	N
W66IS363	500	63	3			Y

Dimensions: 101mmW x 101mmH x 109mmD.



QR Code
Scan the code above with a smartphone to view the full IPD product range



National Customer Support Centre
Tel: 1300 556 601 Fax: 1300 550 187
Email: customerservice@ipdgroup.com.au
www.ipdgroup.com.au



Quality Endorsed Company
AS/NZS 9001:2008
QEC 0228
SAI Global